













MULTIPLICATION FACTS WITH VISUALS

Mixed Addition

Preparation: Glue this page onto a piece of cardstock (so that the cards are not see through). Cut up the equations and answers (sums). Mix up the cards and spread them face-up (simple version), or face down (harder version). Take turns trying to find a pair. Count up the pairs at the end.



$\begin{array}{r} 3+3 \\ - \end{array}$	$\begin{array}{r} 3 \\ +7 \end{array}$	$6+0$	$8+2$
 $\underline{6}$	 10	 6	 10
$2+4$	$\begin{array}{r} 10 \\ +10 \end{array}$	 10	$\begin{array}{r} 5 \\ +3 \end{array}$
 6	 20	$5+5$	 8
$3+5$	 8	 15	$4+4$
 8	$\begin{array}{r} 2 \\ +6 \end{array}$	$7+8$	 8



See our
Math Fun Facts Kit
for more cards, games
and worksheets.

